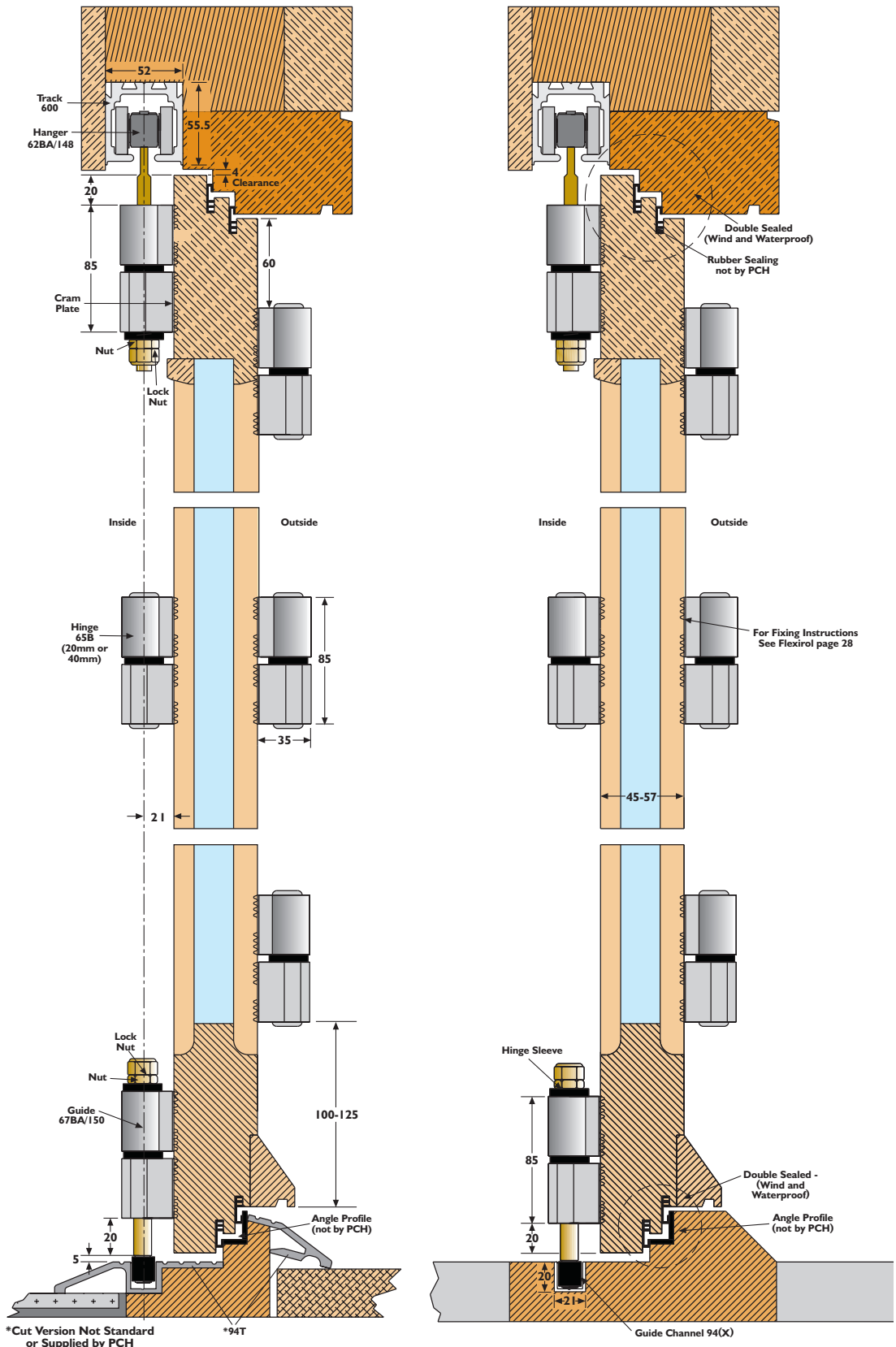


PACER EXTERIOR ENDFOLD FOR TIMBER DOORS



CAPACITY

Max. door weight: 65kg
 Max. door height: 3000mm
 Max. door width: 900mm
 Door thickness: 45mm-57mm

APPLICATIONS

Top-hung Pacer gear for end folding exterior doors in timber. Pacer Endfold offers four-wheeled hangers with offset option to cover a wide range of residential and commercial applications. In applications using the four-wheeled hanger with an even number of leaves folding left and right meeting in the centre of the opening, an offset hanger is required.

DOOR TYPES

Residential and commercial timber doors.

TECHNICAL INFORMATION

Track: Aluminium
 Available in 2000mm, 2500mm, 3000mm, 3500mm, 4000mm and 6000mm lengths

Brackets: Face fix (fixed at 500mm intervals)
 Joining track

Hangers: Intermediate hanger for timber doors with 148mm strapbolt, no hinge
 End hanger for timber doors with 104mm strapbolt, no hinge
 Offset end hanger for all doors with 114mm strapbolt, no hinge

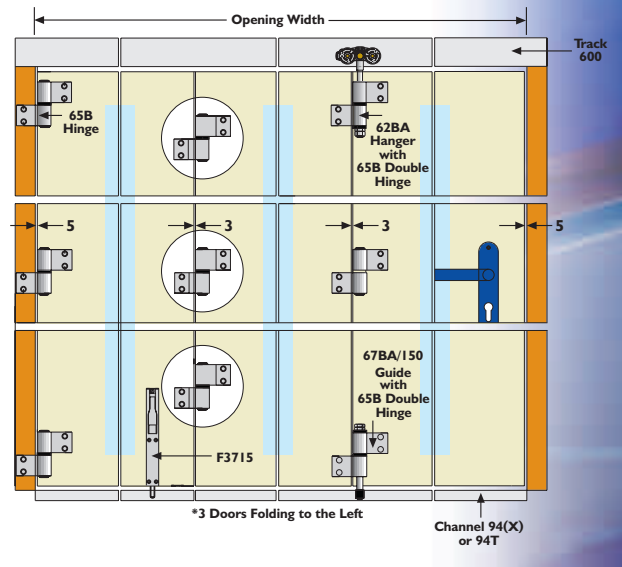
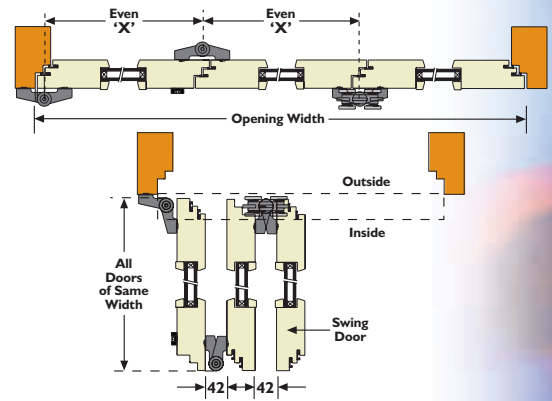
Guides: Intermediate guide for timber doors with 150mm spindle, no hinge
 End guide for timber doors with 110mm spindle, no hinge

Guide Channel: Brass
 Aluminium
 Aluminium threshold/guide channel

Hinges:† 20mm single hinge for timber doors
 20mm double hinge for timber doors
 40mm single hinge for timber doors
 40mm double hinge for timber doors
 20-40mm double hinge for timber doors

Accessories: Flush pull
 Flush bolts
 Narrow flush bolt and keep
 Aluminium door mounting kit

† Refer to page 58 for hinge installation.



600

IB

IBX

62BA/148

63BA/104

63BOA/114

67BA/150

68BA/110

94

94X

94T

65B/20/1

65B/20

65B/40/1

65B/40

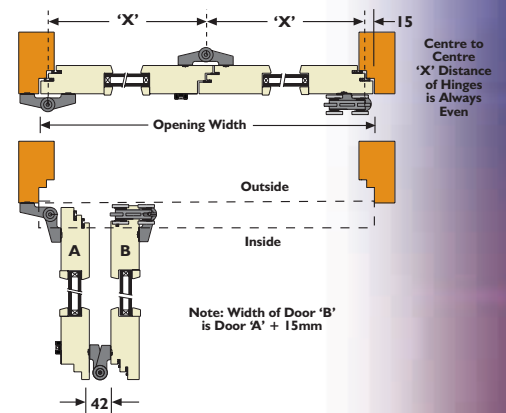
65B/20-40

400

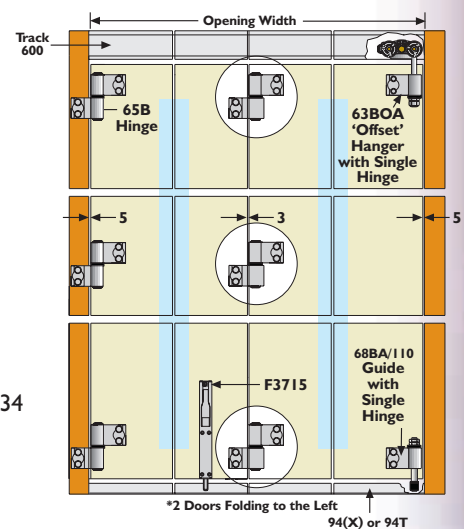
333/454

F3715 & F3734

60B



Centre to Centre 'X' Distance of Hinges is Always Even



* For other options see Guide to Quantities, page 66.



Hinges for hangers and guides must be ordered separately. Use a single hinge for end hangers and guides, double hinge for intermediate hangers and guides.